

Make Gentle the Life of this World:

Family Self-Sufficiency in the
Charlottesville Region—
Albemarle, Buckingham,
Fluvanna, Greene, Louisa,
Nelson counties & the city of Charlottesville, Virginia



Orange Dot Report 4.0

By: Ridge Schuyler
January 20, 2021

Project Purpose

In 2018, we set a goal of helping 4,000 families secure quality jobs by 2026. We plan to achieve this goal by identifying struggling families through our Job Seeker Network, connecting them to quality jobs through our Employer Network, and supporting them through our Provider Network.

Our approach is to amplify the effects of the region's extensive support services and economic power by deploying existing social networks to connect those resources more directly to the families struggling in the Charlottesville region.

Special thanks to Nick Morrison of the Thomas Jefferson Planning District Commission, who produced the excellent maps contained in this report.

Executive Summary

In our community, **10,940 families (17 percent)** do not make enough money to afford the essentials of life—food, shelter, clothing and utilities—and the added costs associated with working—childcare and transportation.

The struggle is not equally shared. Thirty-five percent of black families make less than \$35,000/year, compared to 14% of white families.

Network2Work@PVCC intentionally addresses these struggles. We have enrolled over 1,000 job-seekers, and 85% of those who complete secure employment. Fifty-nine percent of those jobs pay \$25,000 or more. Fifty-six percent of our job-seekers are black.

In addition to expanding the reach of Network2Work@PVCC, there are ten additional steps our community could take to help our neighbors climb the economic ladder:

1. Increase local procurement.
2. Pilot Open Hiring™.
3. Provide universal pre-K.
4. Offer low-interest loans/grants to pay life expenses while attending school.
5. Pair subsidized housing with opportunities for economic mobility wherever possible.
6. Build more \$800/month two-bedroom apartments for working families.
7. Create a community-wide employee assistance program.
8. Expand homeownership and wealth-building through purpose-built condominiums.
9. Make access to capital affordable by providing loan guarantees.
10. Lock shifts.

Table of Contents

PART I: DEFINING THE ISSUE

ISSUE 1

 TOO MANY STRUGGLING FAMILIES 3

 SPECIFIC LOCALITY INFORMATION 10

 THE IMPORTANCE OF CORE SKILLS 31

 THE MATTER OF RACE 32

PART II: PROVIDING A SOLUTION

 THE NETWORK2WORK SOLUTION 39

 OUR PERFORMANCE 49

PART III: ENHANCING OUR APPROACH

 OPPORTUNITIES FOR ENHANCEMENT 52

 CONCLUSION 56

PART IV: HELPING TO LIFT

 WHAT CAN I DO TO HELP? 58

 EMPLOYERS IN OUR NETWORK 59

 PROVIDERS IN OUR NETWORK 61

APPENDIX

CITY OF CHARLOTTESVILLE

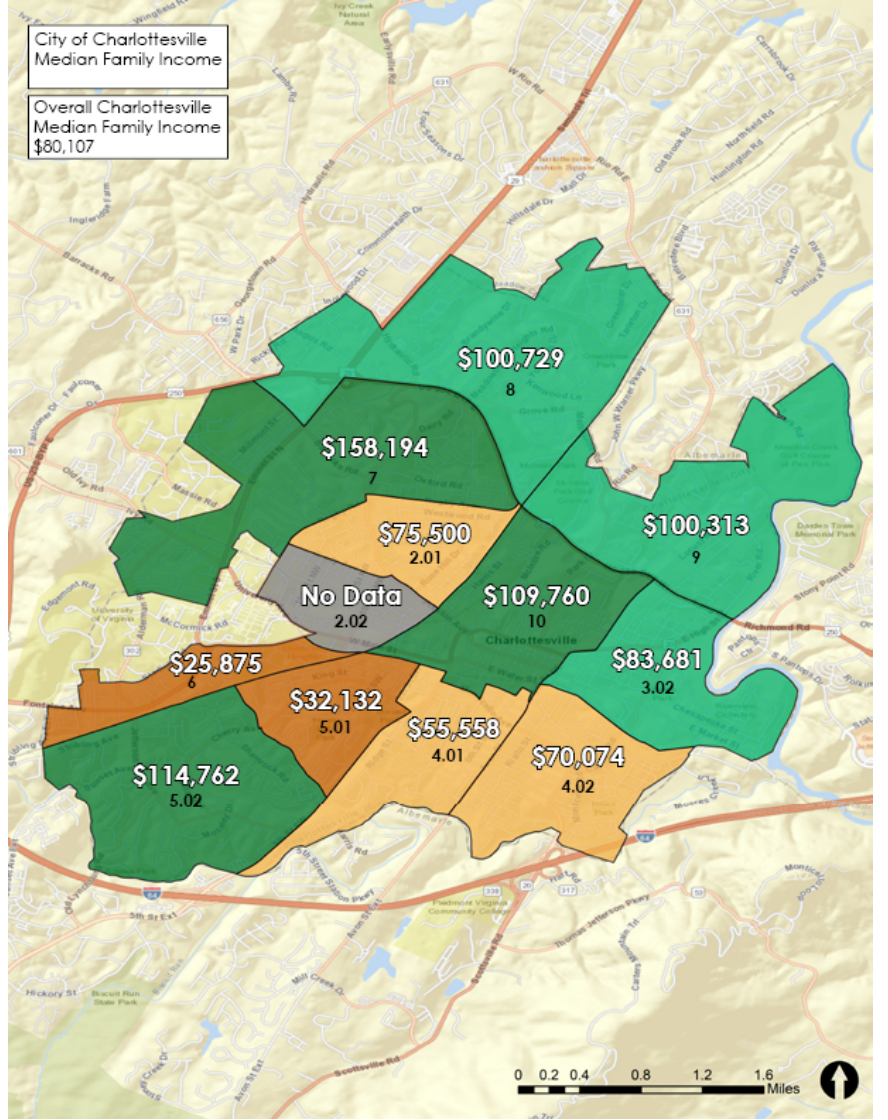
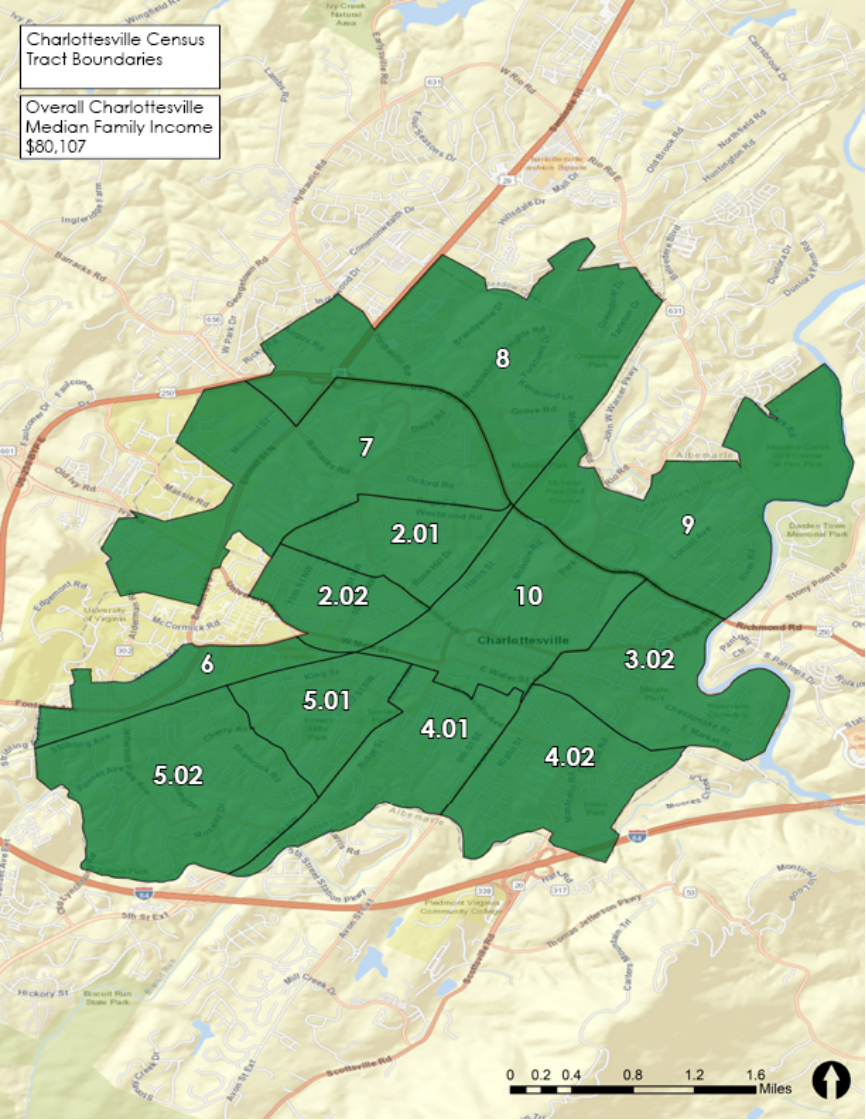
There are 8,644 families living in Charlottesville.

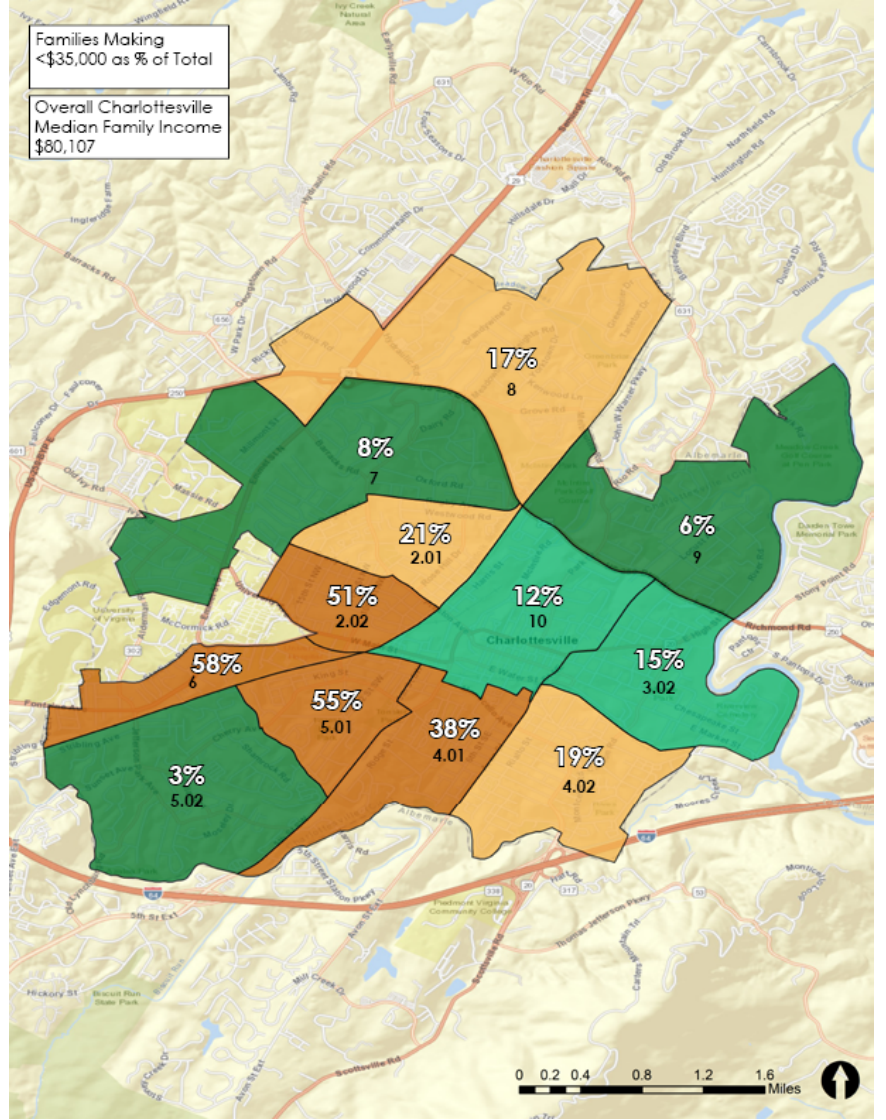
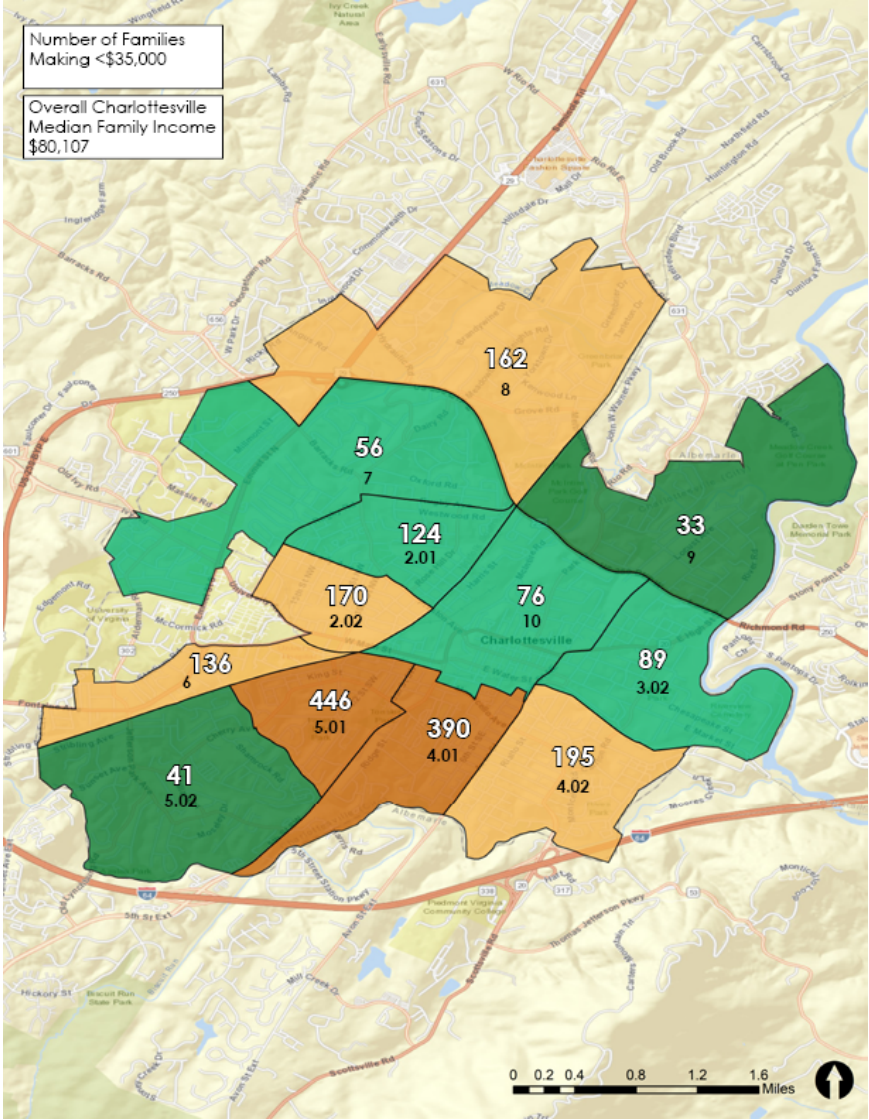
Of these, **1,918 families (22 percent)** do not make enough money to pay for the essentials of life and the costs associated with working.

Charlottesville Expenses: Single Householder + 2 Children (1 Toddler)			
	Annual	Monthly	Weekly
Food	\$6,344.52	\$528.71	\$122.01
Clothing	\$1,090.00		
Shelter	\$15,192.00	\$1,266.00	
Utilities	\$2,658.78	\$221.56	
Necessary Costs	\$5,057.06		
Survival Expenses	\$30,342.36		
Childcare	\$13,520.00	\$1,126.67	\$260.00
Transportation	\$2,588.24	\$215.69	
TOTAL Expenses	\$46,450.59		

As this table shows, 55% (1,068) of the families who cannot meet their basic needs earn between \$15,000-\$35,000 annually. This strongly suggests they are working, but not earning the wages, or getting the hours, they need to support their families.

Annual Family Income and Benefits	Charlottesville's Struggling Families	Percentage	
\$0 - \$9,999	509	(27%)	45%
\$10,000 - \$14,999	341	(18%)	
\$15,000 - \$24,999	426	(22%)	55%
\$25,000 - \$34,999	642	(33%)	
Total	1,918	100%	





Creating Pathways to Financial Security in the Charlottesville Region

